


HOW TO SELL

AMD RADEON PRO W5500

WORKSTATION GRAPHICS

THE NEW DESIGN & ENGINEERING
GPU OF CHOICE



Sell it in 5 seconds.

60% MORE MEMORY
than NVIDIA® Quadro P2200¹

Latest GDDR6
Memory Technology

~40% MORE TFLOPS
than NVIDIA® Quadro
P2200² (Peak)

ISV-CERTIFIED
for Leading Design
Applications

PCIe® 4.0
System Interface

Intelligent
POWER
OPTIMIZATION

AMD REMOTE
Workstation³



AMD
RADEON PRO
Software

AMD
RADEON PRO
Image Boost

AMD
RADEON PRO
ReLive

AMD
RADEON
ReLive for VR

AMD
RADEON
ProRender

Who is it for?



Design Architecture,
& Manufacturing Engineering & Construction

Ideal for:



DESIGNERS



ARCHITECTS



VISUALIZATION
PROFESSIONALS

Why it's great

MODERN RDNA ARCHITECTURE

Engineered to optimize compute performance in real-world design applications, the AMD Radeon™ Pro W5500 is powered by the groundbreaking 7nm graphics technology and equipped with the latest GDDR6 high-speed memory, with next generation PCI Express 4.0 support to boost 2D and 3D design workflows, while remaining power efficient.

REAL-TIME VISUALIZATION

The AMD Radeon™ Pro W5500 workstation graphics card can transform the way project teams collaborate and interact by delivering fast and immersive real time visualization of design concepts to make quick and informed decisions. The AMD Radeon™ Pro W5500 GPU allows designers to view their work in VR⁴ and real-time environments¹².

INTELLIGENT POWER OPTIMIZATIONS

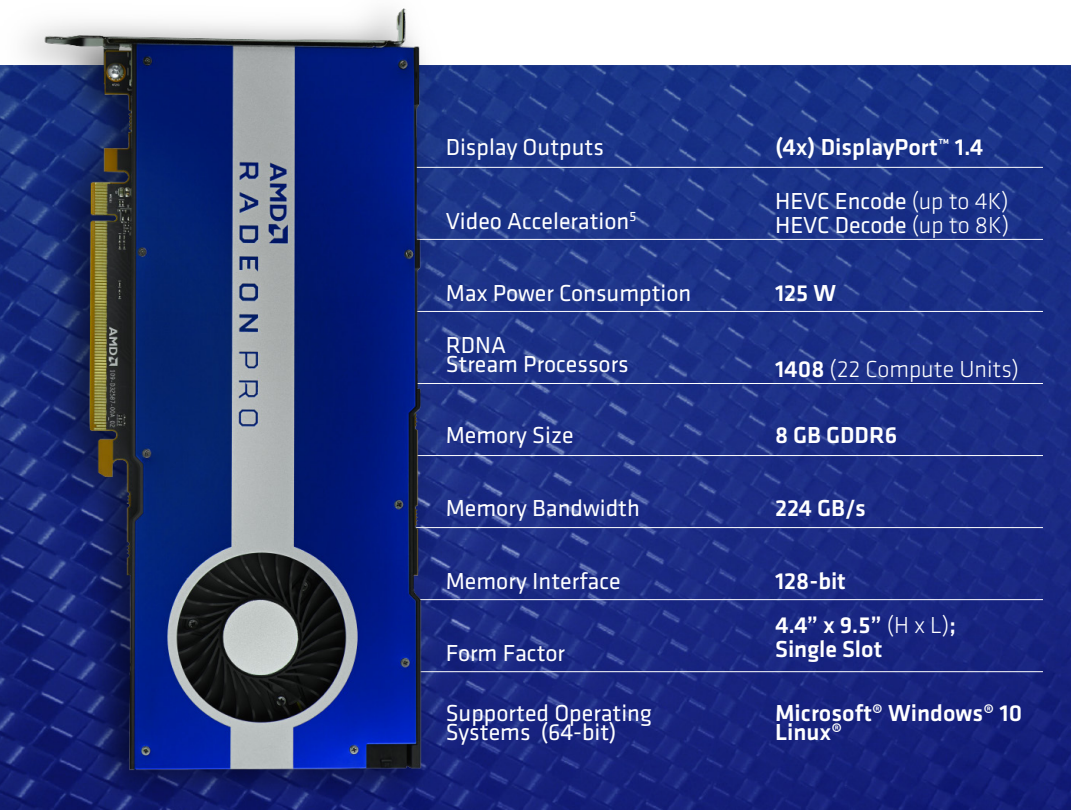
The AMD Radeon™ Pro W5500 GPU combines the superior power efficiency of the 7nm RDNA architecture and Radeon™ Pro Software for Enterprise's intelligent power technology, where usage is optimized for real-world workstation workflows and scales to precisely meet the power demands of professional applications.

SUPERIOR SOFTWARE

The AMD Radeon™ Pro W5500 graphics card is powered by the enterprise-grade AMD driver that is stress-tested to be ready for demanding 24/7 environments, with extensive OEM platform testing and comprehensive ISV certification testing delivering the quality professionals demand.

AMD

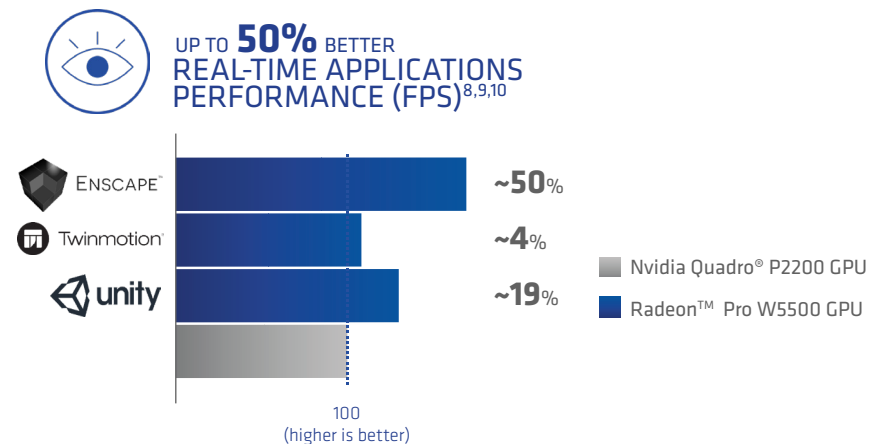
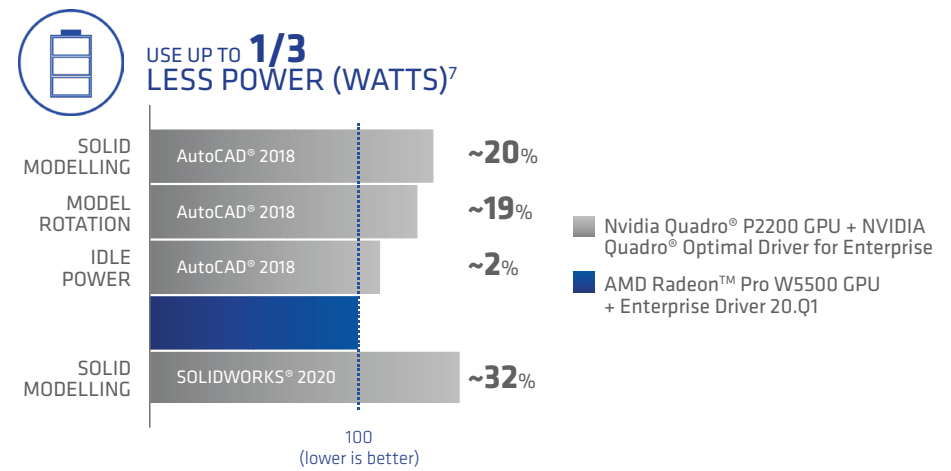
Specifications:



How we stack up?

	Radeon™ Pro W5500	Quadro P2200	AMD BENEFIT
Memory Size (RAM)	8 GB GDDR6	5 GB GDDR5	60% MORE RAM ¹
TFLOPS (peak)	5.35	3.8	Up to 40% Faster ⁶
VR Ready ⁴	Supported	Not Supported	Immersive VR Capability
System Interface	PCIe® 4.0 x 16	PCIe® 3.0 x 16	Latest Generation

How we perform?



UP TO **11x**
**THE APPLICATION WORKFLOW
 PERFORMANCE WHILE MULTITASKING**
 IN THE SPECVIEWPERF® 13 SW-04 VIEWSET¹¹

AMD RADEON PRO W5500

Footnotes

1. AMD Radeon™ Pro W5500 graphics powered by the RDNA architecture offers memory size of 8 GB GDDR6, Nvidia Quadro P2200 graphics offers memory size of 5 GB GDDR5X. RPW-267
2. AMD Radeon™ Pro W5500 graphics with up to 5.35 TFLOPS vs the Nvidia Quadro P2200 with up to 3.8 TFLOPS. $5.35 / 3.8 \approx 40\%$ more TFLOPS. RPW-268
3. Learn more at <https://www.amd.com/en/technologies/remote-workstation>.
4. Learn more at <https://www.amd.com/en/technologies/vr-ready-creator>.
5. HEVC (H.265), H.264, and VP9 acceleration are subject to and not operable without inclusion/installation of compatible HEVC players. GD-81
6. AMD Radeon™ Pro W5500 graphics powered by the RDNA architecture offers memory bandwidth of 224 GB/s. AMD Radeon™ Pro WX 5100 graphics powered by the “Polaris” architecture offers memory bandwidth of 160 GB/s. RPW-269
7. Testing conducted by AMD Performance Labs as of January 21, 2020 on the AMD Radeon™ Pro W5500 graphics card and AMD Radeon™ Pro Software for Enterprise 20.Q1 and the NVIDIA Quadro® P2200 graphics card with the NVIDIA Quadro® Optimal Driver for Enterprise (ODE) R440 U4 (441.66) driver, On the same test system running Autodesk® AutoCAD® 2018. Power was measured using the average of second-by-second value readouts from a Kill-A-Watt® P3 P4400 wattmeter over a 30 second timespan spent in an AutoCAD® 2018 solid modeling workflow. On the same test system Power was measured using the average of second-by-second value readouts from a Kill-A-Watt P3 P4400 wattmeter over a 30 second timespan spent in an AutoCAD® 2018 model rotation workflow. On the same test system. Power was measured using a Kill-A-Watt® P3 P4400 wattmeter while the computer was idling. On the same test system. Power was measured using the average of second-by-second value readouts from a Kill-A-Watt P3 P4400 wattmeter over a 5-minute timespan spent in the AMD internal SOLIDWORKS 2020 solid modeling workflow test. PC manufacturers may vary configurations, yielding different results. Performance may vary based on use of latest drivers and other variables. RPW-270, RPW-271, RPW-272, and RPW-273
8. Testing as of December 17, 2019 by AMD Performance Labs using Enscape™ running an enscape3d sample project demo on a production tower test system running an AMD Radeon™ Pro W5500, AMD Radeon™ Pro Software for Enterprise 20.Q1 versus an NVIDIA Quadro RTX™ P2200, NVIDIA Quadro® Optimal Driver for Enterprise (ODE) R440 U1 (440.97). Results may vary. RPW-276
9. Testing as of December 17, 2019 by AMD Performance Labs using Twinmotion running their “Chicago” demo on a production tower test system running an AMD Radeon™ Pro W5500, AMD Radeon™ Pro Software for Enterprise 20.Q1 versus an NVIDIA Quadro RTX™ P2200, NVIDIA Quadro® Optimal Driver for Enterprise (ODE) R440 U1 (440.97). Results may vary. RPW-277
10. Testing as of December 17, 2019 by AMD Performance Labs using Unity running their VW Touareg demo at 1920x1200 resolution on a production tower test system using an AMD Radeon™ Pro W5500, AMD Radeon™ Pro Software for Enterprise 20.Q1 versus an NVIDIA Quadro RTX™ P2200, NVIDIA Quadro® Optimal Driver for Enterprise (ODE) R440 U1 (440.97). Results may vary. RPW-275
11. Testing conducted by AMD Performance Labs as of January 21, 2020 on the AMD Radeon™ Pro W5500 graphics card and AMD Radeon™ Pro Software for Enterprise 20.Q1 and the NVIDIA Quadro® P2200 graphics card with the NVIDIA Quadro® Optimal Driver for Enterprise (ODE) R440 U4 (441.66) driver, on a test system comprising an Intel® Core™ i9-9900K, 32 GB DDR4 RAM, Asus ROG Strix Z390-E Gaming motherboard with BIOS version 0905 at default settings, 512 GB Intel 760p SSD, Windows® 10 October 2018 Update. Benchmark application and derived metric calculation: the SPECviewperf® 13 benchmark sw-04 viewset was run with Autodesk® 3ds Max® 2019 rendering an AMD internal engine 3d model at 1920 x 1080 with continuous iterations using the Arnold CPU renderer to simulate the application workflow performance with multitasking. Calculated the performance when multitasking as a percentage then calculated the ratio between the two percentages. AMD RADEON™ PRO W5500 RESULTS: AMD Radeon™ Pro W5500 SPECviewperf® 13 benchmark sw-04 viewset average test results score: 138.75 . AMD Radeon™ Pro W5500 with SPECviewperf® 13 benchmark sw-04 viewset test results score with Autodesk® 3ds Max® 2019 rendering an AMD internal engine 3d model at 1920 x 1080 with continuous iterations using the Arnold CPU renderer simultaneously average: 86.82
Performance when multitasking: $100 + (86.82 - 138.75) / 138.75 * 100 = 62.57\%$ of the workflow performance compared to the performance when not multitasking on the AMD Radeon™ Pro W5500 graphics card. NVIDIA QUADRO® P2200 RESULTS: NVIDIA Quadro® P2200 SPECviewperf® 13 benchmark sw-04 viewset average test results score: 139.76 . NVIDIA Quadro® P2200 with SPECviewperf® 13 benchmark sw-04 viewset test results score with Autodesk® 3ds Max® 2019 rendering an AMD internal engine 3d model at 1920 x 1080 with continuous iterations using the Arnold CPU renderer simultaneously average: 79.1 . Performance when multitasking: $100 + (79.1 - 139.76) / 139.76 * 100 = 5.66\%$ of the workflow performance compared to the performance when not multitasking on the NVIDIA Quadro® P2200 graphics card. Difference in performance while multitasking between the AMD Radeon™ Pro W5500 graphics card and the NVIDIA Quadro® P2200 graphics card $(62.57/5.66)-1 \approx -10.05x$ average better application workflow performance for the AMD Radeon™ Pro W5500 graphics card. Scores are based on AMD internal lab measurements and may vary. PC manufacturers may vary configurations, yielding different results. Performance may vary based on use of latest drivers. SPEC® and SPECviewperf® are registered trademarks of the Standard Performance Evaluation Corporation. Additional information about the SPEC benchmarks can be found at www.spec.org/gwpg. RPW-274
12. Radeon™ ReLive for VR for workstation wireless VR use requires the HTC VIVE Focus™ Plus headset, internet access, a VIVEPORT™ store account, and a Steam® account. For VR connectivity, a Wi-Fi 5 (formerly 802.11ac) and higher router or access point is required with a gigabit Ethernet (GbE) wired LAN connection from the router to workstation PC. Compatible with AMD Radeon™ VR Ready Creator products (learn more at <https://www.amd.com/en/technologies/vr-ready-creator>). Supports: Windows® 10. RPS-108

To help you find the right AMD Radeon™ Pro workstation graphics solution for your industry and target application visit: amd.com/pro-gpu-selector

To Learn more about Radeon Pro graphics cards visit [**amd.com/radeonpro**](http://amd.com/radeonpro)

Follow us on Twitter:  @RadeonPro

© 2020 Advanced Micro Devices, Inc. All rights reserved. AMD, the AMD Arrow logo, Radeon™, and combinations thereof are trademarks of Advanced Micro Devices, Inc. Autodesk®, and the Autodesk® logo are registered trademarks or trademarks of Autodesk®, Inc., and/or its subsidiaries and/or affiliates in the USA and/or other countries. SOLIDWORKS® is a registered trademarks of Dassault Systèmes or its subsidiaries in the US and other countries. “Unity” is a trademark or registered trademark of Unity Technologies or its affiliates in the U.S. and elsewhere. PCIe is a registered trademark of PCI-SIG Corporation. DisplayPort™ and the DisplayPort™ logo are trademarks owned by the Video Electronics Standards Association (VESA®) in the United States and other countries. Microsoft and Windows are registered trademarks of Microsoft Corporation in the US and other countries. Linux is the registered trademark of Linus Torvalds in the US or other countries. Nvidia and Quadro are registered trademarks of NVIDIA Corporation. ENSCAPE is a trademark of Enscape GmbH. Other product names used in this publication are for identification purposes only and may be trademarks of their respective companies.

